

# EFL181

## 4-WHEEL LI-ION COUNTERBALANCE FORKLIFT 1.8T

 1800 kg
  4800 mm
  48 V Li-Ion



Ideal for building sites and small companies with intermittent forklift needs.  
 Perfect for short-term rental due to its maintenance-free Li-Ion battery and integrated charger, ensuring it's always ready for use.  
 Ideal for navigating in tight spaces due to compact size and short wheelbase.

SPECIFICATION	REF	UNIT	VALUE
Battery type			Li-Ion
Battery nominal capacity		Ah	150
Battery voltage		V	48
Load capacity	Q	kg	1800
Load centre distance	c	mm	500
Service weight		kg	3030
Retracted mast height	$h_1$	mm	1995
Lift height	$h_3$	mm	3000
Height, mast extended	$h_4$	mm	4028
Overall length		mm	2935
Overall width	$b_1/b_2$	mm	1080
Length to face of forks	l <sub>2</sub>	mm	2015
Fork dimensions	s/e/l	mm	40×100×920
Turning radius		Wa	1920
Operator type			Seated
Load distance, centre of drive axle to fork		mm	405

# Features

---

## Plug&Play on-board charging

The integrated single-phase 48V charger enables effortless opportunity charging from any standard power outlet. This eliminates the need for external chargers or dedicated charging areas, ensuring uninterrupted workflow and maximum uptime



## Compact and versatile design

Despite its compact frame, the EFL181 offers increased legroom for improved operator ergonomics. The small turning radius of 1,920 mm and narrow overall width of 1,080 mm make it ideal for tight spaces and mixed indoor-outdoor operations.

## Durable and reliable construction

Built on a proven IC chassis and equipped with 10-year market-tested components, the EFL181 ensures stability and long-term reliability. The high ground clearance and solid rubber tires provide dependable performance even on uneven or wet surfaces.



## Efficient Li-ion performance

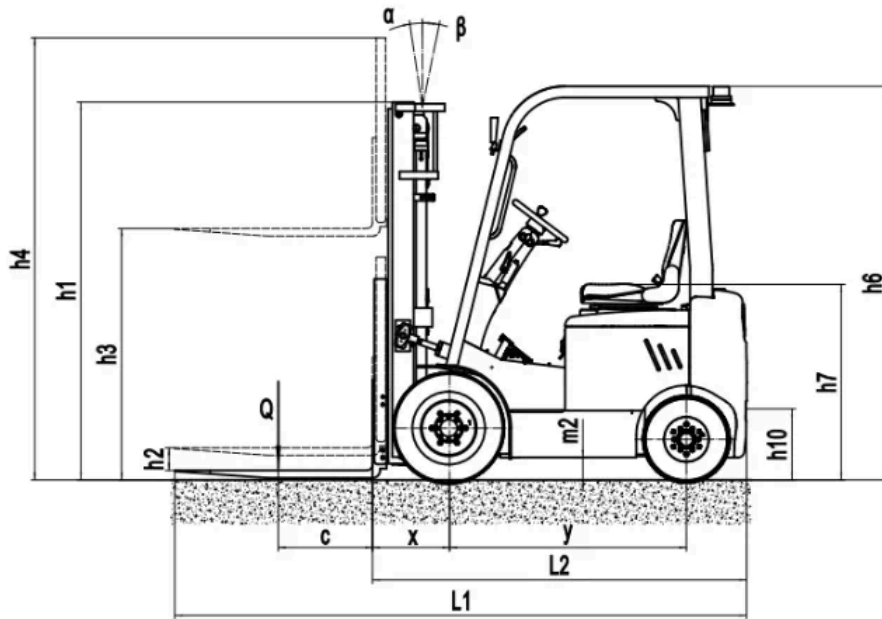
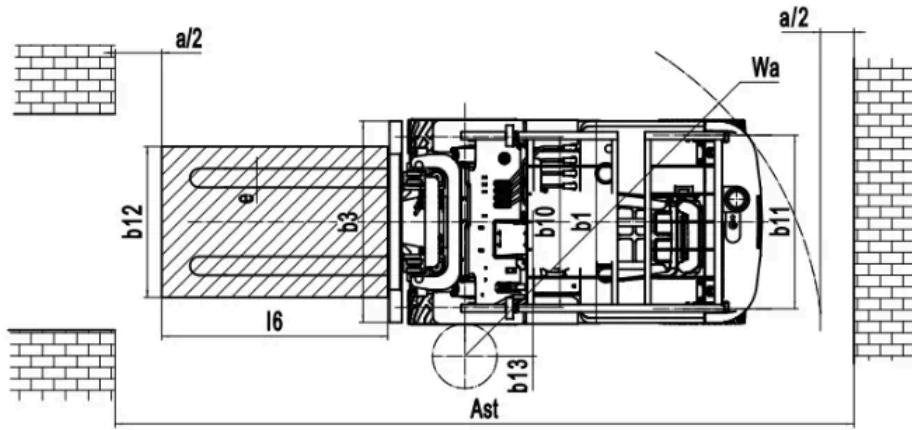
The maintenance-free 48V/150Ah Li-ion battery system delivers consistent power output with fast recharging capability. The combination of 6 kW traction and 7.5 kW lift motors offers smooth acceleration, responsive handling, and excellent lifting efficiency

# VDI Chart

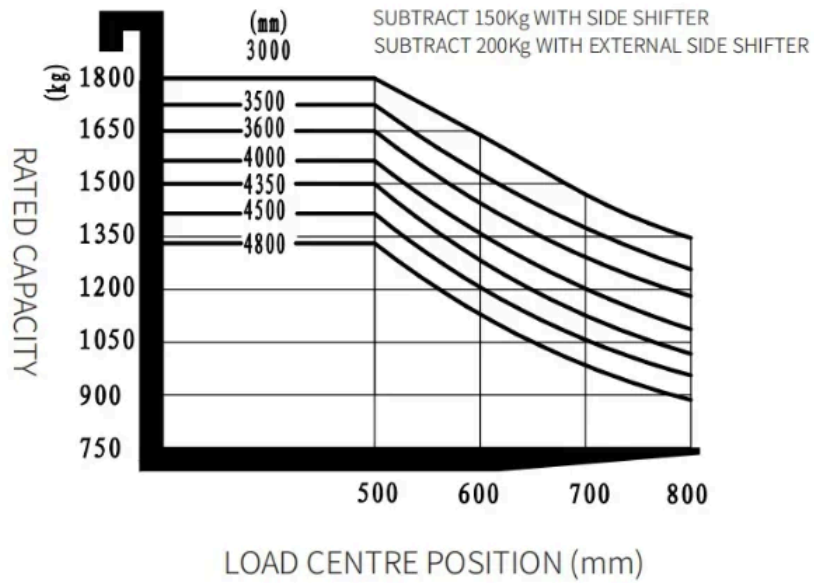
	SPECIFICATION	REF	UNIT	VALUE
1.4	Operator type			Seated
1.5	Load capacity	Q	kg	1800
1.6	Load centre distance	c	mm	500
1.8	Load distance, centre of drive axle to fork		mm	405
1.9	Wheelbase		mm	1260
2.1	Service weight		kg	3030
2.2	Axle loading, laden front/rear		kg	4395/435
2.3	Axle loading, unladen front/rear		kg	1300/1730
3.1	Tyre type			Solid rubber
3.2	Tyre size, front			6.5-10
3.3	Tyre size, rear			5.00-8
3.5	Wheels, number front/rear (x=drive wheels)			2x/ 2
3.6	Tread width, front	b <sub>10</sub>	mm	905
3.7	Tread width, rear	b <sub>11</sub>	mm	920
4.1	Tilt of mast/fork carriage forward/backward		°	6/10
4.12	Tow coupling height		mm	370
4.19	Overall length		mm	2935
4.2	Retracted mast height	h <sub>1</sub>	mm	1995
4.20	Length to face of forks	l <sub>2</sub>	mm	2015
4.21	Overall width	b <sub>1</sub> /b <sub>2</sub>	mm	1080
4.22	Fork dimensions	s/e/l	mm	40×100×920
4.23	A,B Fork carriage class/type A, B			2A
4.24	Fork carriage width		mm	1040
4.3	Free lift		mm	130
4.31	Ground clearance, laden, below mast		mm	115
4.32	Ground clearance, centre of wheelbase		mm	120
4.34.1	Aisle width for pallets 1000×1200 crossways		Ast	3525
4.34.2	Aisle width for pallets 800×1200 lengthways		Ast	3725
4.35	Turning radius		Wa	1920
4.4	Lift height	h <sub>3</sub>	mm	3000
4.4.1	Max lift height		mm	4800
4.5	Height, mast extended	h <sub>4</sub>	mm	4028

	SPECIFICATION	REF	UNIT	VALUE
4.7	Height of overhead guard (cabin)		mm	2080
4.8	Seat height/standing height		mm	1060
5.1	Travel speed, laden/unladen		km/h	8.5/9
5.10	Service brake			Hydraulic
5.11	Parking brake			Mechanical
5.2	Lifting speed, laden/unladen		m/s	0.25/ 0.3
5.3	Lowering speed, laden/unladen		m/s	0.43/ 0.45
5.8	Max. gradeability, laden/unladen		%	10.5/15
6.1	Drive motor rating S2 60 min		kW	6
6.2	Lift motor rating at S3 15%		kW	7.5
6.4	Battery nominal capacity		Ah	150
6.4	Battery voltage		V	48
6.4.1	Battery type			Li-Ion
6.5	Battery weight		kg	115
8.1	Type of drive control			AC
10.5	Steering design			Hydraulic
10.7	Sound pressure level at the drivers ear		dB(A)	70

# VDI Drawing



## RATED CAPACITIES AND LOAD CENTERS GRAPH



## Mast Options

MAST TYPE	LIFT HEIGHT (H3, MM)	MAST LOWERED HEIGHT (H1, MM)	MAST EXTENDED HEIGHT, NO BACKREST (H4, MM)	MAST EXTENDED HEIGHT, WITH BACKREST (H4, MM)	FREE LIFT HEIGHT, NO BACKREST (H2, MM)	FREE LIFT HEIGHT, WITH BACKREST (H2, MM)
2-Standard Mast	2500	1745	2985	3528	130	130
2-Standard Mast	2700	1845	3185	3728	130	130
2-Standard Mast	3000	1995	3485	4028	130	130
2-Standard Mast	3300	2145	3785	4328	130	130
2-Standard Mast	3600	2295	4085	4628	130	130
2-Free Mast	2500	1778	2985	3528	1293	750
2-Free Mast	2700	1878	3185	3728	1393	850
2-Free Mast	3000	2028	3485	4028	1543	1000
2-Free Mast	3300	2178	3785	4328	1693	1150
3-Free Mast	4350	2000	4844	5328	1506	975
3-Free Mast	4500	2050	4994	5528	1556	1022
3-Free Mast	4800	2150	5294	5828	1656	1122

# Options

ITEM	OPTIONS (optional items marked in yellow)
Fork dimension	100*40*920   100*40*1070   100*40*1100   100*40*1150   100*40*1220   100*40*1370   100*40*1520   100*40*1800
Fork lowered height	1028mm   Yes and can be customized
Fork carriage width option	1068mm   Yes and can be customized
Seat type	TOYOTA   Suspension
Attachments	No   Built-in sidershifter   External shifter   Adjustable fork
Traction pin	Yes
Front wheel material	Solid   Pneumatic   Non-marking tires
Rear wheel material	Solid   Pneumatic   Non-marking tires
Battery capacity	48V150AH   48V205AH
Charger	48V50A   48V30A
Area warning lamp	No   Yes and not customized
Rearview mirror	No   Yes and not customized
Buzzer	Yes
OPS system	No   Yes and not customized
Front lamp	LED
Rear lamp	No   LED
Warning lamp	Yes
Blue lamp	No   Yes and not customized
Cabin	No   Semi-enclosed cab, front wiper, after wiper,with electric fan
Turn signal light	Yes